

# Putting Together a Flap Book

## Materials:

For each student you will need:

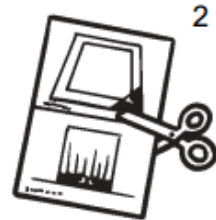
- copy of story text
- copy of flaps
- scissors
- glue
- stapler
- markers or crayons

## Assembly Directions for *Fatima (r) is Special* Book

1. Color Pages.




2. Cut out the pages and stack them in numerical order.



3. Staple the pages together on the left side.



4. Cut out the tabs.



5. Place a dot of glue on each star. Attach the appropriate tab.




6. Color the tabs to match the rest of the picture on the page.

7. Share your book with a friend.




# FATIMA (r) is SPECIAL



**The first one to enter  
Jannah will be Fatima.**

**Rasulullah (s) said,  
"What Makes Fatima Happy  
Makes Me Happy."**



2




Please help us  
Fatima. My family is  
hungry.




She always  
helps others.

3




4



5



6



7

One day a lady in need asked Fatima (r) for clothes.  
Fatima (r) had an old dress and a new dress.





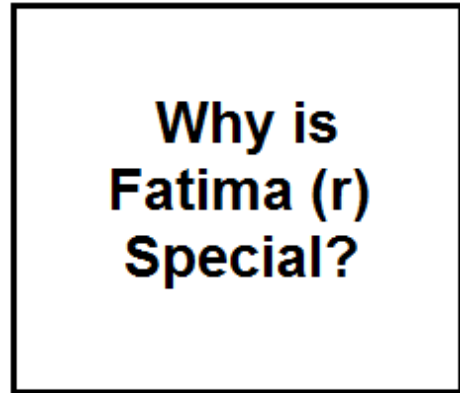

8



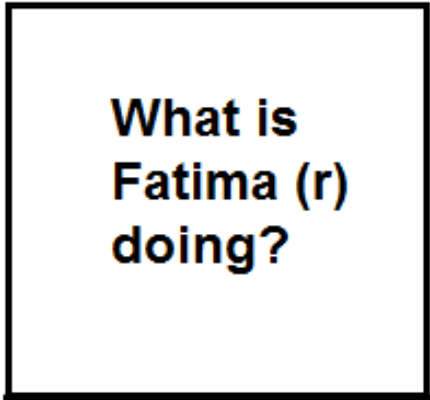
**She was promised Jannah.**

9





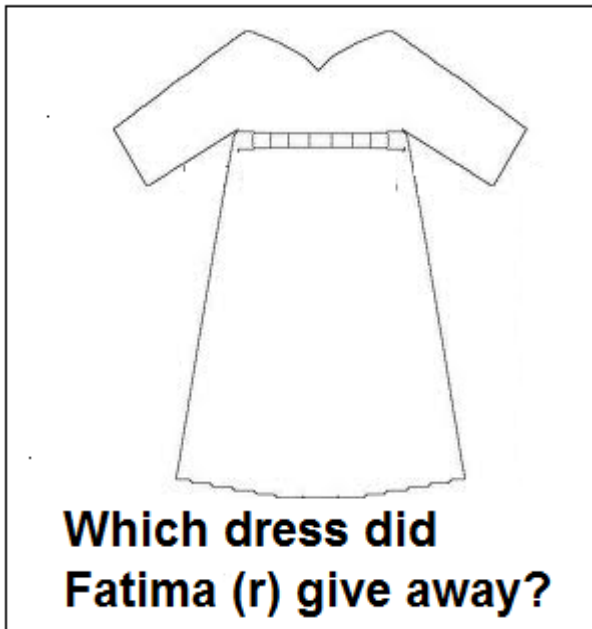
Page 6



Page 7



Page 8



Page 9

