

Two Special Cities: Makkah and Madinah

Term____ / Week: 1

Lesson Objectives

Students will be able to:

- Describe the geographical locations of Makkah and Madinah.
- Identify several important historical sites found in Makkah and Madinah.
- Recognize the importance of these two cities as places that are respected and revered amongst Muslims throughout the world.

Daily Routine

- Welcome the students to your Sirah class with an enthusiastic “Assalamualaikum” and a friendly smile.
- Introduce yourself and take attendance by having the students introduce themselves.
- Assign seats, if needed.
- Inform students that they will need their “Our Prophet Muhammad: Life in Madinah” textbooks and workbooks.

Warm-up

- Pass out Activity Sheet 1.1 “Let’s Travel the World.”
- Read aloud the questions and allow students time to answer them.
- Review answers with students, taking their suggestions and talking to them about WHY they would want to go to these places.

Direct Instruction

- Introduce the lesson by informing students that there are some blessed places that Muslims like to visit.

Materials Needed

- “Our Prophet Muhammad (S): Life in Madinah” Textbook
- “Our Prophet Muhammad: Life in Madinah” Workbook
- Activity Sheet 1.1 “Let’s Travel the World”
- Activity Sheet 1.2 “Makkah and Madinah: Two Blessed Cities”
- Activity Sheet 1.3 “My Visit”
- Crayons

Lesson 1

- Ask students if they know what some nice places a Muslim would like to visit. (Muslim countries like Egypt, Saudi Arabia or cities like Makkah and Madinah).
- Today, we will be exploring two holy cities for the Muslims: Makkah and Madinah.
- Students should open their textbook to Lesson 1, on page 2. Pass out Activity Sheet 1.2 “Makkah and Madinah: Two Blessed Cities.”
- Students are to fill out the chart as the class reads the lesson aloud.
 - Read page 2-3 with students. As you read, have students underline words that are unclear to them. Then define the words, especially those found in red and green.
 - Identify the two cities, and the country they are located in. Students should fill out the Description of Location, Important Events, and Historical Sites for Makkah on the Activity Sheet.
 - Read pages 4-7 with students and repeat the above for the city of Madinah.
- Emphasize the importance of the two cities and why Muslims should respect them.

Reflections

- Students should review the material that they read today by completing page 3 of their Workbook.
- Once students have finished, go over the answers with them.

Stretching Points

- Use Activity Sheet 1.3, “My Visit.” Once students have completed the activity, they can be presented or displayed.




Homework

- Students are to complete Lesson 1 of their Workbook, pages 1-5.

Let's Travel the World




Have you ever thought about travelling to far and interesting places? Think about two places that you would like to go and write them below.



How would you get to these places?



What would you like to see at these places?



Makkah and Madinah: Two Blessed Cities

As we read Lesson 1, "Two Special Cities: Makkah and Madinah," use the information in the reading to fill out the chart below.

City Name		
Country		
Description of Location		
Important Events		
Historical Sites		

My Visit

Draw and color a picture of the Kabah and Masjid un-Nabawi. Then, write one thing you would like to do when you visit them.

